































Thread sizes M 6- M 150 inch thread (UNC,...) and special length available on request		PP-S (Vario) PowerPoint-Star			PP-B (Vario) PowerPoint-B			PP-VIP (Vario) PowerPoint-VIP			VLBG-Load ring (Vario)												
																							
								Number of legs		Number of legs		Number of legs		Number of legs									
Load direction		Load direction		Load direction		Load direction		Load direction															
Thread size		Thread size		Thread size		Thread size		Thread size															
Type		Type		Type		Type		Type															
Type		Type		Type		Type		Type															
		pp-S 0.63 t	pp-S 1.5 t	pp-S 2.5 t	pp-S 4 t	pp-S 5 t	pp-S 8 t	VLBG 0.3 t	VLBG 0.63 t	VLBG 1 t	VLBG 1.5 t	VLBG 2.5 t	VLBG 4 t	VLBG 4 t	VLBG 5 t	VLBG 7 t special	VLBG 8 t	VLBG 10 t	VLBG 15 t	VLBG 20 t	LBG(S) M16 RS 1t	LBG(S) M20 RS 2t	
		M 12	M 16	M 20	M 24	M 30	M 36	M 8	M 10	M 12	M 16	M 20	M 24	M 27	M 30	M 36	M 36	M 42	M 42	M 48	M 16	M 20	
	1 0°	0.6	1.5	2.5	4	6.7	10	0.3	0.6	1	1.5	2.5	4	4	5	7	8	10	15	20	1	2	
	2 0°	1.2	3	5	8	13.4	20	0.6	1.2	2	3	5	8	8	10	14	16	20	30	40	2	4	
	1 90°	0.6	1.5	2.5	4	5	8	0.3	0.6	1	1.5	2.5	4	4	5	7	8	10	15	20	1	2	
	2 90°	1.2	3	5	8	10	16	0.6	1.2	2	3	5	8	8	10	14	16	20	30	40	2	4	
	2 0-45°	0.8	2.1	3.5	5.6	7.1	11.2	0.4	0.8	1.4	2.1	3.5	5.6	5.6	7	9.8	11.2	14	21	28	1.4	2.8	
	2 45-60°	0.6	1.5	2.5	4	5	8	0.3	0.6	1	1.5	2.5	4	4	5	7	8	10	15	20	1	2	
	2 unsymmetrical	0.6	1.5	2.5	4	5	8	0.3	0.6	1	1.5	2.5	4	4	5	7	8	10	15	20	1	2	
	3+4 0-45°	1.3	3.2	5.3	8.4	10.5	16.8	0.6	1.3	2.1	3.1	5.2	8.4	8.4	10.5	14.7	16.8	21	31.5	42	2.1	4.2	
	3+4 45-60°	0.9	2.2	3.8	6	7.5	12	0.4	0.9	2.2	2.2	3.7	6	6	7.5	10.4	12	15	22.5	30	1.5	3	
	3+4 unsymmetrical	0.6	1.5	2.5	4	5	8	0.3	0.6	1.5	1.5	2.5	4	4	5	7	8	10	15	20	1	2	
	Thread size	M 12	M 16	M 20	M 24	M 30	M 36	M 8	M 10	M 12	M 16	M 20	M 24	M 27	M 30	M 36	M 36	M 42	M 42	M 48	M 16	M 20	

Thread sizes M 6- M 150 inch thread (UNC,...) and special length available on request		VRS Starpoint Vario eyebolt	Starpoint VRM Vario eyenut	INOX- STAR	RS & RM high-tensile eyebolt / eyenut	VRBG Load ring																																																										
																																																																
Number of legs	Load direction	Thread size																																																														
		Type	VRS M6	VRS M8	VRS M10	VRS M12	VRS M16	VRS M20	VRS M24	VRS M30	VRS M36	VRS M42	VRS M48	INOX M12	INOX M16	INOX M20	INOX M24	RS M6	RS M8	RS M10	RS M12	RS M14	RS M16	RS M20	RS M24	RS M30	RS M36	RS M42	RS M48	VRBG 3 t	VRBG 10 t	VRBG 16 t	VRBG 31.5 t	VRBG 50 t	WBPG 80 t	WBPG 100 t	WBPG 200 t																											
		M 6	M 8	M 10	M 12	M 16	M 20	M 24	M 30	M 36	M 42	M 48	M 12	M 16	M 20	M 24	M 6	M 8	M 10	M 12	M 14	M 16	M 20	M 24	M 30	M 36	M 42	M 48	2x M 16	4x M 20	4x M 30	6x M 30	8x M 36	6x M 48	6x M 48	10x M 48																												
	1 0°	0.5	1	1	2	4	6	8	12	16	24	32	1.2	2.4	3.6	5.2	0.4	0.8	1	1.6	3	4	6	8	12	16	24	32	3	10	16	31.5	50	85	100	200																												
	2 0°	1	2	2	4	8	12	16	24	32	48	64	2.4	4.8	7.2	10.4	0.8	1.6	2	3.2	6	8	12	16	24	32	48	64	6	20	32	63	100	170	200	400																												
	1 90°	0.1	0.3	0.4	0.7	1.5	2.3	3.2	4.5	7	9	12	0.5	1.0	2.0	2.5	We recommend to use either "VRS Starpoint" or "PowerPoint" which can be adjusted to the direction of pull!																																															
	2 90°	0.2	0.6	0.8	1.5	3	4.6	6.4	9	14	18	24	1.0	2.0	4.0	5.0																																																
	2 0-45°	0.14	0.42	0.56	1	2.1	3.2	4.5	6.3	9.8	12.6	16.8	0.7	1.4	2.8	3.5																																																
	2 45-60°	0.1	0.3	0.4	0.7	1.5	2.3	3.2	4.5	7	9	12	0.5	1.0	2.0	2.5																																																
	2 unsymmetrical	0.1	0.3	0.4	0.7	1.5	2.3	3.2	4.5	7	9	12	0.5	1.0	2.0	2.5																																																
	3+4 0-45°	0.21	0.63	0.8	1.5	3.1	4.8	6.7	9.4	14.7	18.9	25	1.0	2.1	4.2	5.3																																																
	3+4 45-60°	0.15	0.45	0.6	1.1	2.2	3.4	4.8	6.7	10.5	13.5	18	0.7	1.5	3.0	3.7																																																
	3+4 unsymmetrical	0.1	0.3	0.4	0.7	1.5	2.3	3.2	4.5	7	9	12	0.5	1.0	2.0	2.5																																																
	Thread size	M 6	M 8	M 10	M 12	M 16	M 20	M 24	M 30	M 36	M 42	M 48	M 12	M 16	M 20	M 24																									M 6	M 8	M 10	M 12	M 14	M 16	M 20	M 24	M 30	M 36	M 42	M 48	2x M 16	4x M 20	4x M 30	6x M 30	8x M 36	6x M 48	6x M 48	10x M 48				

Thread sizes
M 6-
M 150
 inch thread
 (UNC,...)
 and special
 length available
 on request



VWBG-V Load Ring



	Number of legs	Load direction	Thread size	Type	VWBG-V 0.3 t	VWBG-V 0.45 t	VWBG-V 0.6 t	VWBG-V 1.0 t	VWBG-V 1.3 t	VWBG-V 1.8 t	VWBG-V 2 t	VWBG-V 2 t	VWBG-V 3.5 t	VWBG-V 3.5 t	VWBG-V 5 t
					M 8	M 10	M 12	M 14	M 16	M 18	M 20	M 22	M 24	M 27	M 30
	1	0°			0.6	0.9	1.2	2.0	2.6	3.6	4	4	7	7	10
	2	0°			1.2	1.8	2.4	4.0	5.2	7.2	8	8	14	14	20
	1	90°			0.3 (0.4)	0.45 (0.6)	0.6 (0.7)	1.0 (1.25)	1.3 (1.5)	1.8 (2.0)	2 (2.5)	2 (2.5)	3.5 (4)	3.5 (4)	5 (6)
	2	90°			0.6 (0.8)	0.9 (1.2)	1.2 (1.5)	2.0 (2.5)	2.6 (3)	3.6 (4.0)	4 (5)	4 (5)	7 (8)	7 (8)	10 (12)
	2	0-45°			0.4	0.6	0.8	1.4	1.8	2.5	2.8	2.8 (3.5)	4.9	4.9 (5.6)	7
	2	45-60°			0.3	0.4	0.6	1.0	1.3	1.8	2	2 (2.5)	3.5	3.5 (4)	5
	2	unsymmetrical			0.3	0.4	0.6	1.0	1.3	1.8	2	2 (2.5)	3.5	3.5 (4)	5
	3+4	0-45°			0.6	0.9	1.2	2.1	2.7	3.7	4.2	4.2 (5.25)	7.3	7.3 (8.4)	10.5
	3+4	45-60°			0.4	0.6	0.9	1.5	1.9	2.7	3	3 (3.75)	5.2	5.2 (6)	7.5
	3+4	unsymmetrical			0.3	0.4	0.6	1.0	1.3	1.8	2	2 (2.5)	3.5	3.5 (4)	5
			Thread size		M 8	M 10	M 12	M 14	M 16	M 18	M 20	M 22	M 24	M 27	M 30

Thread sizes
M 6-
M 150
inch thread
(UNC,...)
and special
length available
on request







VWBG Load Ring



Type	Number of legs	Load direction	Thread size																			
			VWBG 6 (7.5)	VWBG 8 (10)	VWBG 8 (10)	VWBG 12 (13)	VWBG 12 (13)	VWBG 12 (15)	VWBG 13 (16)	VWBG 13 (16)	VWBG 14 (20)	VWBG 16 (22)	VWBG 16 (22)	VWBG 16 (25)	VWBG 16 (25)	VWBG 31.5 (40)	VWBG 31.5 (40)	VWBG 35 (48)	VWBG 35 (48)	VWBG 40 (50)	VWBG 40 (50)	
	1	0°	M 33	M 36	M 36-39	M 42	M 42-45	M 45	M 48	M 48-52	M 52	M 56	M 56-62	M 64	M 64-76	M 72	M 72-76	M 80	M 80-85	M 80-85	M 90	M 90-150
	1	90°	15	15	15	17	17	18	18	18	25	28	28	28	28	50	50	50	50	50	50	50
	2	0°	30	30	30	34	34	36	36	36	50	56	56	56	56	100	100	100	100	100	100	100
	2	90°	12 (15)	16 (20)	16 (20)	24 (26)	24 (26)	24 (30)	26 (32)	26 (32)	28 (40)	32 (44)	32 (44)	32 (50)	32 (50)	63 (80)	63 (80)	70 (96)	70 (96)	80 (100)	80 (100)	80 (100)
	2	0-45°	8.4 (10.5)	11.2 (14)	11.2 (14)	16.8 (18.2)	16.8 (18.2)	16.8 (21)	18.2 (22.4)	18.2 (22.4)	19.6 (28)	22.4 (30.8)	22.4 (30.8)	22.4 (35)	22.4 (35)	44.1 (56)	44.1 (56)	49 (67.2)	49 (67.2)	56 (70)	56 (70)	56 (70)
	2	45-60°	6 (7.5)	8 (10)	8 (10)	12 (13)	12 (13)	12 (15)	13 (16)	13 (16)	14 (20)	16 (22)	16 (22)	16 (25)	16 (25)	31.5 (40)	31.5 (40)	35 (48)	35 (48)	40 (50)	40 (50)	40 (50)
	2	unsymmetrical	6 (7.5)	8 (10)	8 (10)	12 (13)	12 (13)	12 (15)	13 (16)	13 (16)	14 (20)	16 (22)	16 (22)	16 (25)	16 (25)	31.5 (40)	31.5 (40)	35 (48)	35 (48)	40 (50)	40 (50)	40 (50)
	3+4	0-45°	12.6 (15.75)	16.8 (21)	16.8 (21)	25.2 (27.3)	25.2 (27.3)	25.2 (31.5)	27.3 (33.6)	27.3 (33.6)	29.4 (42)	33.6 (46.2)	33.6 (46.2)	33.6 (52.5)	33.6 (52.5)	66.15 (84)	66.15 (84)	73.5 (100)	73.5 (100)	84 (105)	84 (105)	84 (105)
	3+4	45-60°	9 (11.25)	12 (15)	12 (15)	18 (19.5)	18 (19.5)	18 (22.5)	19.5 (24)	19.5 (24)	21 (30)	24 (33)	24 (33)	24 (37.5)	24 (37.5)	47.25 (60)	47.25 (60)	52.5 (72)	52.5 (72)	60 (75)	60 (75)	60 (75)
	3+4	unsymmetrical	6 (7.5)	8 (10)	8 (10)	12 (13)	12 (13)	12 (15)	13 (16)	13 (16)	14 (20)	16 (22)	16 (22)	16 (25)	16 (25)	31.5 (40)	31.5 (40)	35 (48)	35 (48)	40 (50)	40 (50)	40 (50)
			M 33	M 36	M 36-39	M 42	M 42-45	M 45	M 48	M 48-52	M 52	M 56	M 56-60	M 64	M 64-76	M 72	M 72-76	M 80	M 80-85	M 80-85	M 90	M 90-150

		WPP-Serie PowerPoint rotation						WPPH-Serie PowerPoint fixed						VLBS Load ring for welding								
		all variations						all variations														
	Number of legs Load direction	WPP 0.63 t	WPP 1.5 t	WPP 2.5 t	WPP 4 t	WPP 5 t	WPP 8 t	WPPH 0.63 t	WPPH 1.5 t	WPPH 2.5 t	WPPH 4 t	WPPH 5 t	WPPH 8 t	VLBS 1.5 t	VLBS 2.5 t	VLBS 4 t	VLBS 6.7 t	VLBS 10 t	VLBS 16 t	LBS(1) RS 0.5 t	LBS(3) RS 1 t	LBS(5) RS 2 t
			1 0°	0.6	1.5	2.5	4	6.7	10	0.6	1.5	2.5	4	6.7	10	1.5	2.5	4	6.7	10	16	0.5
	2 0°	1.2	3	5	8	13.4	20	1.2	3	5	8	13.4	20	3	5.0	8	13.4	20	32	1	2	4
	1 90°	0.6	1.5	2.5	4	5	8	0.6	1.5	2.5	4	5	8	1.5	2.5	4	6.7	10	16	0.5	1	2
	2 90°	1.2	3	5	8	10	16	1.2	3	5	8	10	16	3	5.0	8	13.4	20	32	1	2	4
	2 0-45°	0.8	2.1	3.5	5.6	7.1	11.2	0.8	2.1	3.5	5.6	7.1	11.2	2.1	3.5	5.6	9.38	14	22.4	0.7	1.4	2.8
	2 45-60°	0.6	1.5	2.5	4	5	8	0.6	1.5	2.5	4	5	8	1.5	2.5	4	6.7	10	16	0.5	1	2
	2 unsymmetrical	0.6	1.5	2.5	4	5	8	0.6	1.5	2.5	4	5	8	1.5	2.5	4	6.7	10	16	0.5	1	2
	3+4 0-45°	1.3	3.2	5.3	8.4	10.5	16.8	1.3	3.2	5.3	8.4	10.5	16.8	3.15	5.25	8.4	14.1	21	33.6	1.05	2.1	4.2
	3+4 45-60°	0.9	2.2	3.8	6	7.5	12	0.9	2.2	3.8	6	7.5	12	2.25	3.75	6	10.1	15	24	0.75	1.5	3
	3+4 unsymmetrical	0.6	1.5	2.5	4	5	8	0.6	1.5	2.5	4	5	8	1.5	2.5	4	6.7	10	16	0.5	1	2
	Weld	Δ	Δ	HY	HY	HY	HY	Δ	Δ	HY	HY	HY	HY	HV	HV	HV	HV	HV	HV	HV	HV	HV
		3.5	4.5	3+4.5	3+5	3+8	3+10	3.5	4.5	3+5	3+6	3+8	3+10	5+3	7+3	8+3	12+4	16+4	25+6	5+3	8+3	12+4

		VRBS-FIX							VRBK Eye Plate for corners 90°			ABA			
		Number of legs Load direction		VRBS-FIX 4 t	VRBS-FIX 6.7 t	VRBS-FIX 10 t	VRBS-FIX 16 t	VRBS-FIX 31.5 t	VRBS 50 t	VRBK 4 t	VRBK 6.7t	VRBK 10t	ABA 1.6 t	ABA 3.2 t	ABA 5 t
	1	0°	4	6.7	10	16	31.5	50	4	6.7	10	1.6	3.2	5	10
	2	0°	8	13.4	20	32	63	100	8	13.4	20	3.2	6.4	10	20
	1	90°	4	6.7	10	16	31.5	50	4	6.7	10	1.6	3.2	5	10
	2	90°	8	13.4	20	32	63	100	8	13.4	20	3.2	6.4	10	20
	2	0-45°	3.6	9.38	14	22.4	45	70	5.6	9.38	14	2.2	4.5	7.1	14.1
	2	45-60°	4	6.7	10	16	31.5	50	4	6.7	10	1.6	3.2	5	10
	2	unsymmetrical	4	6.7	10	16	31.5	50	4	6.7	10	1.6	3.2	5	10
	3+4	0-45°	3.4	14.1	21	33.6	67	105	8.4	14.1	21	3.4	6.8	10.6	21.2
	3+4	45-60°	6	10.1	15	24	47.5	75	6	10.1	15	2.4	4.8	7.5	15
	3+4	unsymmetrical	4	6.7	10	16	31.5	50	4	6.7	10	1.6	3.2	5	10
Weld →			HY 3	HY 5	HY 6	HY 9	HY 12	HY 25+8	HY 3+4	HY 3+5	HY 8+3	Δ 4	Δ 6	Δ 7	Δ 8